



Guidelines about My Product Manager for foreign datapool users.

July 2023

Document Summary

Document Item	Current Value
Document Name	<i>Guidelines about My Product Manager for foreign datapool users.</i>
Document Date	July 2023
Document Version	3.0
Document Issue	2
Document Status	Final
Document Description	Manual for data suppliers to get information about the interface of My Product Manager and practical guidelines for the creation, modification and publication of product sheets.

Contributors

Name	Organisation
Joyce Boone	GS1 Belgium & Luxembourg
Sarah Mercier	GS1 Belgium & Luxembourg
Melissa Denteneer	GS1 Belgium & Luxembourg

Log of Changes

Release	Date of Change	Changed By	Summary of Change
1	06/12/2021	Joyce Boone	Creation document
2	12/08/2022	Sarah Mercier	Adding links to datamodel + release notes Adding chapter 7 concerning Data quality Adding the TM GLN for CIP messages
3	14/07/2023	Melissa Denteneer	Adding information on status 'pending validation' + update links

Disclaimer

GS1, under its IP Policy, seeks to avoid uncertainty regarding intellectual property claims by requiring the participants in the Work Group that developed this manual to agree to grant to GS1 members a royalty-free license or a RAND license to Necessary Claims, as that term is defined in the GS1 IP Policy. Furthermore, attention is drawn to the possibility that an implementation of one or more features of this Specification may be the subject of a patent or other intellectual property right that does not involve a Necessary Claim. Any such patent or other intellectual property right is not subject to the licensing obligations of GS1. Moreover, the agreement to grant licenses provided under the GS1 IP Policy does not include IP rights and any claims of third parties who were not participants in the Work Group.

Accordingly, GS1 recommends that any organization developing an implementation designed to be in conformance with this Specification should determine whether there are any patents that may encompass a specific implementation that the organization is developing in compliance with the Specification and whether a license under a patent or other intellectual property right is needed. Such a determination of a need for licensing should be made in view of the details of the specific system designed by the organization in consultation with their own patent counsel.

THIS DOCUMENT IS PROVIDED "AS IS" WITH NO WARRANTIES WHATSOEVER, INCLUDING ANY WARRANTY OF MERCHANTABILITY, NONINFRINGEMENT, FITNESS FOR PARTICULAR PURPOSE, OR ANY WARRANTY OTHERWISE ARISING OUT OF THIS SPECIFICATION. GS1 disclaims all liability for any damages arising from use or misuse of this Standard, whether special, indirect, consequential, or compensatory damages, and including liability for infringement of any intellectual property rights, relating to use of information in or reliance upon this document.



GS1 retains the right to make changes to this document at any time, without notice. GS1 makes no warranty for the use of this document and assumes no responsibility for any errors which may appear in the document, nor does it make a commitment to update the information contained herein.

Contents

1	Which information is requested for the Belgium & Luxembourg target market?	5
2	Register for My Product Manager	6
3	Publish to My Product Manager	7
4	Login to My Product Manager	8
5	The 'My Product Manager'-application	9
5.1	Dashboard	9
5.2	My products	9
5.3	My publications	10
5.4	My reports	11
5.5	My actions	11
6	My Product Manager recipients	12
6.1	Opt-out procedure "MPM targets"	12
6.2	Publish in bulk	14
7	Data Quality	15
7.1	Logische validatieregels	15
7.2	Audit programme	15
7.3	How to manage your data quality?	16

1 Which information is requested for the Belgium & Luxembourg target market?

On the Belgian & Luxembourg target market there are 3 sector-dependent datamodels present that define the relevant attributes that need to be entered by the data suppliers.

A view of the release notes and the datamodels can be found on the following pages:

- FMCG: <https://www.gs1belu.org/en/updates-releases-gs1-gdsn-fmcg-foodservice>
- DIY, Garden and Pet: <https://www.gs1belu.org/en/data-model-diy-garden-and-pet-sector>
- Healthcare: <https://www.gs1belu.org/en/update-echo-datamodel>

GOOD TO KNOW

If you are a company which is entering products for 2 or 3 sectors, you can optionally identify the sectors to which the item belongs to through the repeatable field 'target sector'. The sectors are identified by the codes: FMCG, DIY and HC. If you don't enter the 'target sector', My product Manager will automatically activate the data model rules based on your company settings and the indicated target market and Global Product Classification Code.

By selecting a specific 'target sector', you can avoid that unwanted validation rules are applied for your product.

2 Register for My Product Manager

In order to send product information to data recipients in Belgium or Luxembourg it's always necessary to also send the product information to the My Product Manager application. **This is even the case if your trading partner has a direct GDSN connection and is able to receive product data directly from GDSN.**

You will need to register for a My Product Manager Share account:

<https://www.gs1belu.org/en/webform-registratie-my-product-manager-share>

My Product Manager Share is free of charge for users of an external datapool.

3 Publish to My Product Manager

Once your account has been set up, you can start publishing your product data from GDSN

There are 2 ways to publish to My Product Manager from your GS1 GDSN datapool

1. Publish to the target market Belgium (056) and/or Luxembourg (442) use the GLN '00000000000000' in your CIP if you publish through a M2M connection.
2. Publish to the GLN of My Product Manager: **5410000876546**

Upon receipt of the data, My Product Manager will send CIC messages through **GDSN to inform the sender of the reception of the data**. These may contain the following:

- An item that has the status **Incomplete** in My Product Manager because of errors in the data, will trigger a CIC **REVIEW** message.
- An item that has the **Valid** status in My Product Manager will trigger a CIC **SYNCHRONIZED** message, but this does not mean that there is no warning in your record.

4 Login to My Product Manager


After you have published your data, you can login to My product Manager in order to:

- Verify which products were received by the application
- Verify the data quality of the data according to the local validation rules
- Manage the publication settings to define which recipients have access to your data.

GOOD TO KNOW

- My Product Manager is **read-only**, so you cannot **CHANGE ANYTHING** in My Product Manager, except for the publication settings of the trade items
- You will only see items for target market Belgium and/or Luxemburg in My Product Manager.

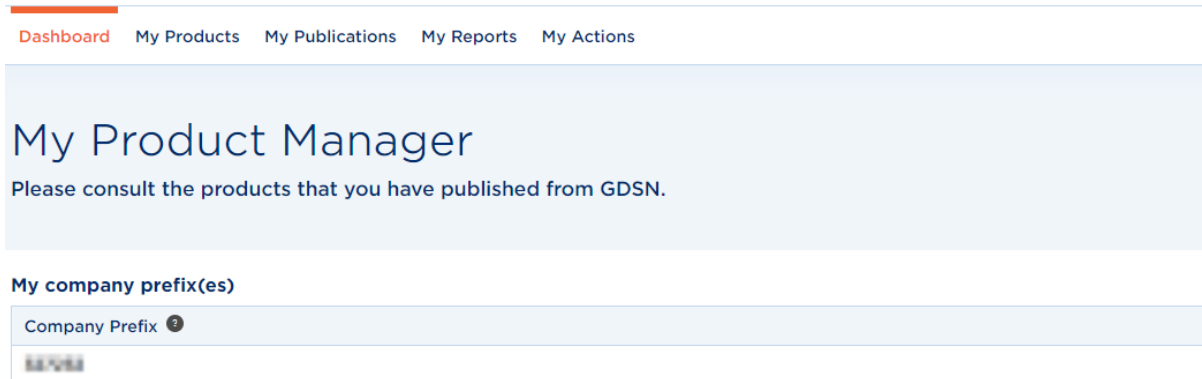
There are 2 ways to log in to My Product Manager (MPM) :

Via My GS1	Rechtsbreake link
<p>url: https://my.gs1belu.org/en-BE/dashboard</p> <p>You then choose for this shortcut:</p> <div style="border: 1px solid #ccc; padding: 10px; text-align: center;">  <p>My Product Manager</p> </div>	<p>url: https://myproducts.gs1belu.org/en-BE/</p> <p>You then use the same login information as for your My GS1 account.</p>

5 The 'My Product Manager'-application

5.1 Dashboard

In the 'Dashboard' you will find an overview of your company prefix(es), if known in our system.



5.2 My products

In the 'My Products' tab, you'll see a list of all items currently synchronized from your GS1 GDSN datapool with My Product Manager.



- 1) **Description:** Name of your product.
- 2) **GTIN:** GTIN of your product.
- 3) **Packaging:** Packaging level (base unit, outer box, display, ...).
- 4) **Brand:** Brand of your product.
- 5) **Status:** The status of your product sheet. This affects the visibility of your product sheet for [My Product Manager data recipients](#). More information per status:

Incomplete	The product is NOT visible to the data recipients. One or more attributes have not been entered or are incomplete, so that it cannot be transmitted through to the data customer.
Valid	The product has been validated. The product is visible for the My Product Manager recipients.
Discontinued	The product contains an expiration date that has passed.
Pending validation	You have recently published or released your data to MPM. The status means that the product sheet has been received, but the image associated with the product sheet has not yet been processed by our DAM (Digital Asset Management tool). The image is not yet available to data recipients.

Once the image is processed, the status of the product will be updated to 'valid' or 'incomplete' depending on any validation errors that may or may not be present for other attributes.

Products

⌂ Reload 1 2

Description	GTIN	Packaging	Brand	Status
...	...	Base Unit	...	Valid
...	...	Base Unit	...	Valid

Through this tab you can check your product sheets:

- 1) Product **search**
- 2) **Filter** your products

⌂ Reload Y

Consumer unit? Yes No

Discontinued? Yes No

Small barcode? Yes No

Has images? Yes No

Status ▼

Brand ▼

Packaging ▼

Target Market ▼


GPC ▼

GDSN Feedback ▼

[Reset filters](#)

- 3) **View product details** of your items by clicking on the GTIN.

Description	GTIN	Packaging	Brand	Status
...	...	Base Unit	...	Valid



5.3 My publications

In this tab you can indicate whether your active products may or may not be published to **all** known [MPM data recipients](#).

More information on how to change the settings can be found in chapter [Opt-out procedure 'MPM targets'](#)

Publications

Default publication settings for new products				
Overview of publication settings per product				
<input type="checkbox"/> Description	GTIN	Packaging	Brand	MPM targets
<input type="checkbox"/> HILLY-POH (BIO)	4252209434484	Base Unit	Fruiteiger in Hüllerei	Public
<input type="checkbox"/> BIOBREADENDE MEL...	4252209434484	Base Unit	BIOBREADENDE	Public

5.4 My reports

In this tab, you can view your data quality report. For more information about your reports in My Product Manager, please consult the [Manual- My Product Manager - How to correct product sheets](#)

Summarized, it comes down to the following points:

- This report shows you what data quality is for sheets you published to target market Belgium and Luxembourg.
- Adjustments need to be made through your GS1 GDSN datapool.
- Errors are returned to your GS1 GDSN datapool through a CIC message.

5.5 My actions

This tab has 2 functions:

- It gives you an overview of all bulk-actions made in your profile
- A shortcut to all actions possible
 - Request an export of your products, you will get an overview of all your products that are in My Product Manager.
 - You can update your publications through the bulk action.

By clicking on 'Start a bulk action', you will get the several actions that can be done. Detailed information about how to do those actions can be found [chapter 6.2](#) (modify publication).

Dashboard My Products My Publications My Reports **My Actions**

Bulk actions

Apply an action on multiple products at the same time.

Start a bulk action ▾

- Edit publications
- Export products

Previous bulk actions [Reload](#)

No bulk actions were found. Start your first action by clicking the button.

6 My Product Manager recipients

Before your product sheet is visible in My Product Manager you need to publish from your GS1 GDSN datapool to our target market or our GLN **5410000876546**

The product sheets will then become available for My Product Managers recipients.

The publication settings for these recipients can be found in the tab 'My Publications'.

Every product sheet with status '**Valid**' is automatically visible for a My Product Manager recipient.

Do you wish that a certain sheet is not visible or that all your sheets are invisible for a certain My Product Manager recipient? Then go to the [opt-out procedure](#).

ATTENTION for food products (FMCG food)! Depending on the profile of your My Product Manager recipient, the visibility of your product sheet to them also depends on whether or not it is a consumer unit or food service item.

Do you enter a food product and is your My Product recipient e.g. Fooddesk, Colruyt, Delhaize, Bidfood or Lambrechts? Then they may not see your sheet because it is not a consumer unit/food service item.

6.1 Opt-out procedure "MPM targets"

By default, a product sheet that has the status 'Valid' will be visible to all [My Product Manager recipients](#). You can adjust the default settings through 'Default publication settings for new products'.

If you still have a product that needs a specific publication setting in My Product Manager then you can manage this through 'Overview of publication settings per product'.


Default publication settings for new products
Overview of publication settings per product

ATTENTION! If you make such a change it is only for new releases and publications. To work retroactively you can use the bulk action ([cfr. Chapter 4.2](#))

A. The default setting

It is important to set this to "**Yes**" if you want your product information to be available and visible to **all** recipients.

Default publication settings for new products

The settings below will be applied to all new products that are created and define which data recipients (that are connected to  My Product Manager) have access to the product information. You can always override these settings per individual product in the "Overview of publication settings per product".

The product information is public and may be sent to all known data recipients connected to My Product Manager.

Yes
 No

If you wish, it is also possible to specifically indicate that your product information is only sent to one or more recipients, instead of all registered recipients. You do this by indicating "**No**", and then further specifying which recipients may receive your product information.

When "No" is indicated, two columns appear. The recipients in the right column, are those who will eventually receive your product information.

The product information is public and may be sent to all known data recipients connected to My Product Manager.

Yes **No**

Please indicate below which data recipients you want to give access to your product information.

Available Recipients	Selected Recipients
MAKRO C&C BELGIUM N.V. (5400150000007) <input type="checkbox"/>	
Fastlane Development (Recipient) (5430000482011) <input type="checkbox"/>	
GS1 Belgium & Luxembourg (recipient) (5410000999993) <input type="checkbox"/>	
Recipient_DIY (5410000200020) <input type="checkbox"/>	
HTML (5488888010154) <input type="checkbox"/>	
Sligro Food Group Belgium (5420077200007) <input type="checkbox"/>	

Tick the recipients who may receive your products, and add them to the right column ("Selected Recipients") by using the arrows:

>>

<<

You can also remove recipients from the list of selected recipients in the same way, by using the reverse arrow.

B. The product-specific setting

By clicking on the publication status in MPM targets, you can easily adjust the setting by making it public by selecting 'Yes' or select specific recipients by selecting 'No'.

Overview of publication settings per product

<input type="checkbox"/> Description	GTIN	Packaging	Brand	MPM targets
<input type="checkbox"/>	Base Unit	...	Click to publish
<input type="checkbox"/>	Base Unit	...	Public

6.2 Publish in bulk

Do you have a lot of articles to publish? If so, you can also do this through a bulk action. As soon as you select 1 article you can click on 'Edit in bulk'.

4 items selected				
<input checked="" type="checkbox"/>	Description	GTIN	Packaging	Brand
<input checked="" type="checkbox"/>	valley of the vikings	042719012449	Base Unit	Franspaga Mitterl
<input checked="" type="checkbox"/>	WOLFFSCHEIDT SAIG...	042719012449	Base Unit	WOLFFSCHEIDT
<input checked="" type="checkbox"/>	WOLFFSCHEIDT SAIG...	042719012449	Base Unit	Franspaga Mitterl
<input checked="" type="checkbox"/>	L'ORANGER TRUFFE (P...	042719012449	Base Unit	Franspaga Mitterl

Edit in bulk Cancel

You will then see your selection listed first. Any items you want to add? Then you can look them up in the interface through 'Add products from search' (1) or by entering them yourself (2).

Select products for this bulk action

1 + Add products from search
2 + Add GTINs

GTIN	Description	
042719012449	valley of the vikings	<input type="checkbox"/>
042719012449	WOLFFSCHEIDT SAIG...	<input type="checkbox"/>
042719012449	WOLFFSCHEIDT SAIG...	<input type="checkbox"/>
042719012449	L'ORANGER TRUFFE (P...	<input type="checkbox"/>

4 records

Cancel Next

As a final step, you then indicate whether you want to make it a target market publication (yes) or rather publish GLN specifically (no). Confirm to proceed.

Manage publications

The product information is public and may be sent to all known data recipients connected to My Product Manager.

Yes No

Back Confirm

7 Data Quality

For product sheets that are made available for the Belgian and Luxembourg market, the data quality is determined in two ways:

1. The filling request via built-in [logical validation rules](#) in the My Product Manager interface.
2. Content checks of consumer information through our [audit programme](#).

7.1 Logical validation rules

In order to help you fill in your product sheet according to the data model of the Belgian and Luxembourg target market, logical validation rules have been built into My Product Manager. In order to simplify the follow-up of these checks, they are sent to your GS1 GDSN datapool via GDSN feedback (CIC messages).

These are the 2 statuses you can receive:

Type	Meaning	Action
Synchronised	MPM has received the information and there are no blocking errors.	No action required.
Review	MPM has received the information, but the product data sheet is not complete or correct.	Open the REVIEW message and make the improvements in your GS1 GDSN datapool. Then do a new release.

An overview of the data quality of the logical checks can also be found in the 'My Reports' tab of My Product Manager. This can help you to adjust your product sheets in bulk in your GS1 GDSN datapool. More information about the report and its operation can be found in the [Data Quality Manual](#). Need tips & tricks to improve the errors? No worries, this [webpage](#) can certainly help you!

Please note that the data model is updated 4 times a year. You can find the new announcement of the changes 3 months in advance on these web pages:

- FMCG: <https://www.gs1belu.org/en/updates-releases-gs1-gdsn-fmcg-foodservice>
- DIY, Garden & Animal: <https://www.gs1belu.org/en/data-model-diy-garden-and-pet-sector>
- Healthcare: <https://www.gs1belu.org/en/update-echo-datamodel>

Also, 2-3 weeks in advance **a simulation report is available in My Product Manager** to see the impact of the new data model. More information can be found in our [data quality manual, chapter 2](#). You will be informed by e-mail that this is available.

7.2 Audit programme

The purpose of the audit program is to check the information you enter in fields that are important to consumers. These are therefore 'content checks' based on the images of your outer packaging that you can upload in [My Audits](#) and the information that you send to My Product Manager via your GS1 GDSN datapool.

Via the reports you receive, you can improve your product sheets. It is best to do this for your entire assortment so that you are included in the reward system of our audit programme. More information about the programme can be found [here](#).

7.3 How to manage your data quality?

Managing your data quality consists of the following:

1. **Follow up** the **GDSN feedback** (CIC messages) we send to your GS1 GDSN datapool and implement the necessary improvements.
2. **Participate in the audit programme** and use the report to proactively improve your entire assortment.
3. **Remove products that are no longer sold from GDSN** and therefore from MPM via the following steps:
 - a. Enter an end date in your GS1 GDSN datapool (EndAvailabilityDateTime)
 - b. Wait until you get a new CIC message that the information is synchronised
 - c. Depublish the article from GDSN

The article will continue to exist in My Product Manager, but will get the status 'discontinued'. If the article is not present (anymore) in your GS1 GDSN datapool, but is still active in My Product Manager, please contact our helpdesk (fmcg-foodservice@gs1belu.org / diy@gs1belu.org / healthcare@gs1belu.org) so that we can give an end date to the product sheet through our back-end.

4. Publish all your product sheets for the Belgian and Luxembourg target market to My Product Manager, cf. [chapter 3](#). The only products we do not expect to see in My Product Manager, are private label products, except if it is explicitly requested by your data-recipient or customer.
5. Regularly **check the GTINs present in your own GS1 GDSN datapool and in My Product Manager**, together with their status.
To get a full list of the GTIN's in MPM, contact our helpdesk (fmcg-foodservice@gs1belu.org / diy@gs1belu.org / healthcare@gs1belu.org)